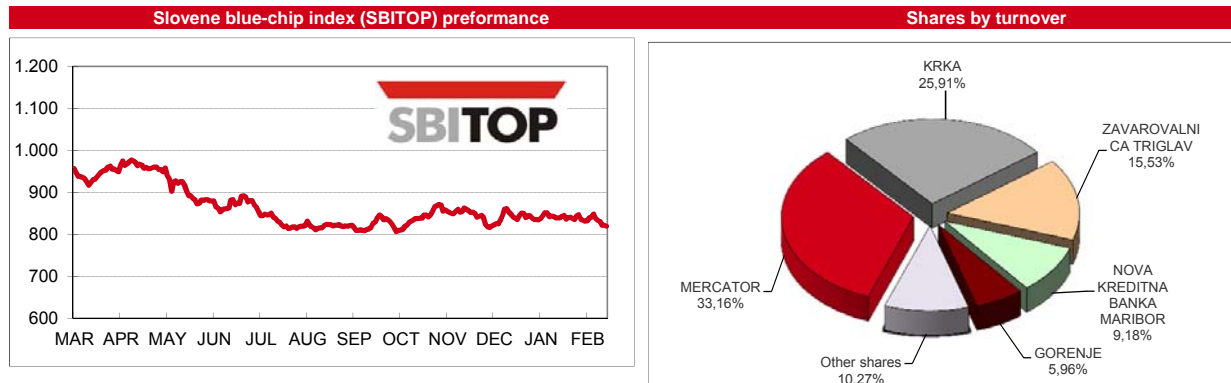


Monthly report - February 2011



PRIME MARKET

	Price in EUR (28 Feb 2011)	Monthly change	Turnover in EUR 000	Number of trades	Market capitalisation in EUR 000 (28 Feb 2011)
MERCATOR	160.20	4.03% ▲	16,528	417	603,211
KRKA	61.10	-4.53% ▼	12,915	3,100	2,164,536
NOVA KREDITNA BANKA MARIBOR	10.21	0.39% ▲	4,574	674	266,167
GORENJE	12.40	-0.84% ▼	2,970	433	197,245
TELEKOM SLOVENIJE	83.65	-4.40% ▼	1,483	389	546,693
PETROL	245.10	-4.63% ▼	927	391	511,352
LUKA KOPER	15.10	-2.58% ▼	485	337	211,400
INTEREUROPA	3.50	-7.87% ▼	98	125	27,666
Total			39,980	5,866	4,528,270

TRADING SUMMARY

	Turnover in EUR 000	Number of trades	Market capitalisation in EUR 000 (28 Feb 2011)	Number of issues (28 Feb 2011)
EQUITY MARKET	49,843	9,379	6,554,518	72
FUND MARKET	639	790	105,103	4
CLOSED-END FUND MARKET	4,374	1,326	165,078	2
BOND MARKET	5,485	244	14,181,886	74
Total	60,341	11,739	21,006,584	152

TURNOVER BY MEMBERS

Member	Turnover in EUR 000	Share
Alta Invest	51,478	42.66%
UNICREDIT BANK	11,905	9.86%
KD BANKA	8,573	7.10%
PROBANKA	8,235	6.82%
ILIRIKA	6,448	5.34%
OTHERS	34,041	28.21%
Total (25)	120,681	100.00%

More info at www.ljse.si



PRIME AND STANDARD MARKET SHARES - TOP GAINERS / DECLINERS

Issuer	Trading code	Price in EUR (28 Feb 2011)	Monthly change	Change since 31 Dec 2010	Change since 28 Feb 2010	Market
Gainers						
MERCATOR	MELR	160.20	4.03% ▲	1.59% ▲	0.10% ▲	Prime market
ŽITO	ZTOG	93.00	2.09% ▲	-0.11% ▼	-6.91% ▼	Standard market
SAVA	SAVA	79.50	1.91% ▲	-11.17% ▼	-67.29% ▼	Standard market
NOVA KREDITNA BANKA MARIBOR	KBMR	10.21	0.39% ▲	0.05% ▲	-13.15% ▼	Prime market
Decliners						
ISTRABENZ	ITBG	4.01	-10.89% ▼	-38.31% ▼	-52.82% ▼	Standard market
ABANKA	ABKN	43.00	-8.70% ▼	-11.34% ▼	-17.31% ▼	Standard market
INTEREUROPA	IEKG	3.50	-7.87% ▼	-10.23% ▼	-37.48% ▼	Prime market
PIVOVARNA LAŠKO	PILR	13.00	-7.01% ▼	-18.67% ▼	-48.66% ▼	Standard market
KOMPAS MTS	MTSG	7.20	-5.88% ▼	-5.88% ▼	-9.32% ▼	Standard market

MOST TRADED SECURITIES

	Trading code	Price in EUR (28 Feb 2011)	Turnover in EUR 000	Number of trades	Market capitalisation in EUR 000 (28 Feb 2011)	Market
Shares						
MERCATOR	MELR	160.20	16,528	417	603,211	Prime market
KRKA	KRKG	61.10	12,915	3,100	2,164,536	Prime market
ZAVAROVALNICA TRIGLAV	ZVTG	17.50	7,739	215	397,865	Standard market
Funds						
KD ID	KDIR	5.21	3,443	875	47,854	Fund market
NFD 1 DELNIŠKI INVESTICIJSKI SKLAD	NF1N	0.730	931	451	117,224	Fund market
INFOND GLOBAL	INDGL	9.77	292	350	51,394	Fund market
Bonds						
SLOVENSKA ODŠKODNINSKA DRUŽBA 2 nd ISSUE	SOS2E	105.00	2,644	137	573,692	Bond market
REPUBLIKA SLOVENIJA 48 th ISSUE	PET1	109.00	1,800	10	54,500	Bond market
NLB 26 th ISSUE	BCE13	100.00	521	4	40,000	Bond market

PRIME AND STANDARD MARKET RATIOS

	Trading code	Price-to- earnings ratio (P/E)	Dividend yield	Price-to-book ratio (P/B)	Turnover ratio	Beta
Prime market						
GORENJE	GRVG			0.48	0.10	0.48
INTEREUROPA	IEKG			0.15	0.05	0.49
KRKA	KRKG	11.88	1.80%	2.30	0.08	0.74
LUKA KOPER	LKPG			0.86	0.03	0.83
MERCATOR	MELR	28.09	4.49%	0.74	0.07	1.36
NOVA KBM	KBMR	25.51		0.68	0.08	0.97
PETROL	PETG	48.46	2.41%	1.45	0.03	1.05
TELEKOM SLOVENIJE	TLSG	22.11	3.59%	0.52	0.03	0.93
Kazalniki prve kotacije		41.75	2.16%	1.05	0.07	
Standardna kotacija						
ABANKA VIPA	ABKN	13.98	1.47%	0.86	0.00	0.09
AERODROM LJUBLJANA	AELG	10.50	3.73%	0.54	0.07	0.49
DELO PRODAJA	DPRG		1.30%	0.62	0.01	0.05
ETOL	ETOG		2.78%	0.70	0.01	-0.38
ISKRA AVTOELEKTRIKA	IALG			0.83	0.04	-0.18
ISTRABENZ	ITBG				0.00	0.23
KOMPAS MTS	MTSG	3.43		0.09	0.00	0.01
MLINOTEST	MAJG	14.92		0.51	0.00	0.01
NIKA	NIKN			1.11	0.00	0.01
PIVOVARNA LAŠKO	PILR			0.75	0.01	0.00
POZVAROVALNICA SAVA	POSR			0.49	0.06	0.40
SALUS	SALR	6.99	2.86%	0.83	0.06	0.20
SAVA	SAVA	6.76	4.03%	0.34	0.03	0.29
TERME ČATEŽ	TCRG	22.65	2.97%	0.87	0.00	0.06
ZAVAROVALNICA TRIGLAV	ZVTG			0.88	0.05	0.80
ŽITO	ZTOG	15.00	4.52%	0.48	0.02	-0.06
Kazalniki standardne kotacije			1.36%	0.65	0.03	

Calculated on the basis of audited consolidated financial statements for 2009 or 2010.

Market averages are calculated by market capitalisation weighting (illiquid companies excluded).

P / E = price / earnings per share

Dividend yield = last confirmed dividend / price

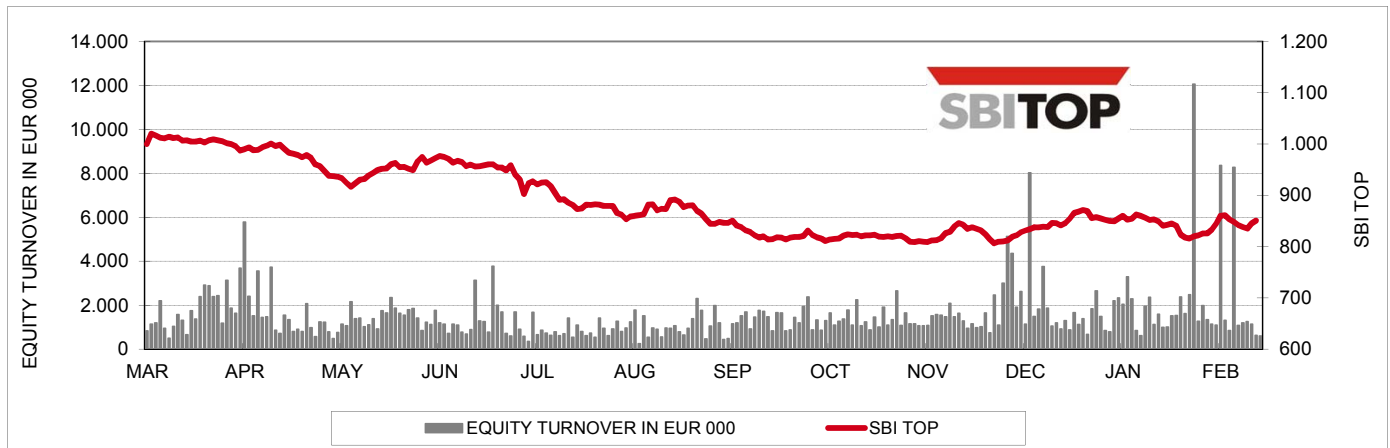
P / B = price / book value of share (own shares excluded)

Ratios for Aerodrom Ljubljana are based on all issued shares (ordinary and preferred)

Turnover ratio = yearly turnover / average market capitalisation (current month, before 6 and before 12 months).

The systematic risk indicator "Beta" is calculated using 12-month daily data and with correlation to SBITOP.

SLOVENE BLUE-CHIP INDEX - SBI TOP



Value on 28 Feb 2011

818.83

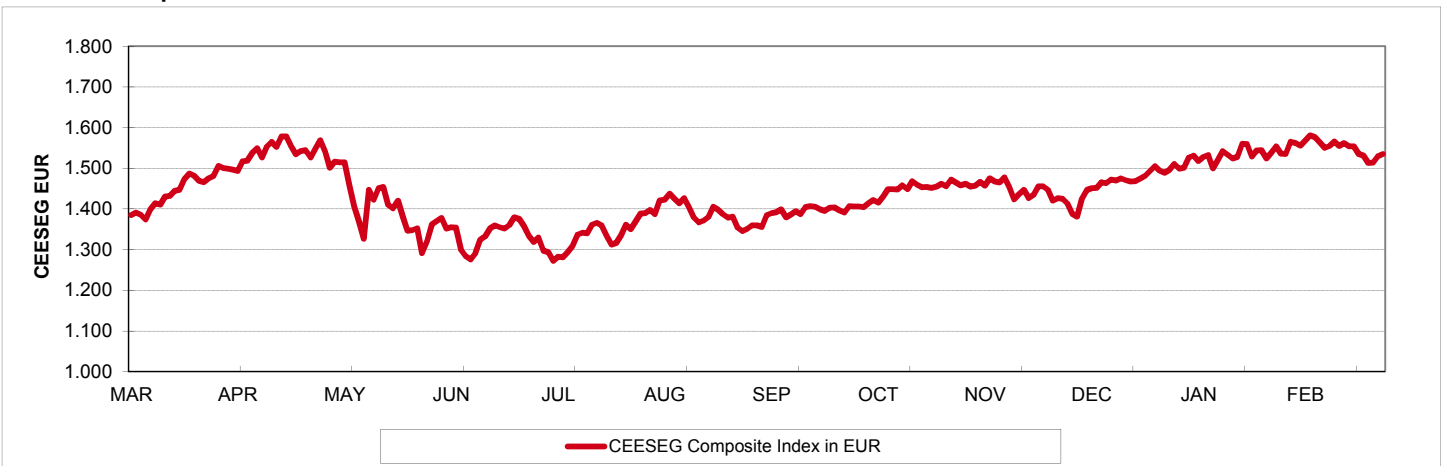
Change in February 2011	-16.82
Max. value in February 2011 (18 Feb 2011)	848.06
Min. value in February 2011 (28 Feb 2011)	818.83

Monthly change	-2.01% ▼
Change from 31 Dec 2010	-3.71% ▼
Change from 28 Feb 2010	-14.71% ▼

SBITOP constituents:

Constituent	Symbol	Weight as of 28 Feb 2011	Price in EUR (28 Feb 2011)
KRKA	KRKG	28.69%	61.10
PETROL	PETG	21.97%	245.10
MERCATOR	MELR	22.21%	160.20
TELEKOM SLOVENIJE	TLSG	10.06%	83.65
NOVA KREDITNA BANKA MARIBOR	KBMR	9.81%	10.21
GORENJE	GRVG	7.26%	12.40

CEESEG Composite Index in EUR - CEESEG EUR



Value on 28 Feb 2011

1,535.47

Change in February 2011	0.68
Max. value in February 2011 (7 Feb 2011)	1,580.96
Min. value in February 2011 (23 Feb 2011)	1,513.30

Monthly change	0.04% ▲
Change from 31 Dec 2010	2.30% ▲
Change from 28 Feb 2010	11.90% ▲

CEESEG EUR constituents: 51 shares, represent first 15:

Constituent	Weight as of 28 Feb 2011	Price in EUR (28 Feb 2011)
ERSTE GROUP BANK AG	10.67%	38.25
CEZ	10.62%	33.27
OTP BANK	7.21%	21.69
OMV AG	6.86%	30.80
VOESTALPINE AG	5.88%	33.48
MOL	5.45%	87.78
TELEKOM AUSTRIA AG	5.44%	10.35
VIENNA INSURANCE GROUP AG	3.95%	41.62
KOMERCNI BANKA	3.94%	174.55
RAIFFEISEN BANK INTERNATIONAL AG	3.79%	43.50
ANDRITZ AG	3.78%	61.19
TELEFONICA O2 CR	3.14%	16.43
VERBUND AG KAT. A	2.80%	27.72
RICHTER GEDEON	2.71%	140.05
WIENERBERGER AG	2.61%	14.99

MONTHLY TURNOVER BY MARKET IN EUR 000

	Equity Market			Fund Market				Average daily turnover	TOTAL	MoM Index
	Prime Market	Standard Market	Entry Market	Closed-end Fund Market	Plus Market	General Market	Bond Market			
Year 2010										
February	17,540	11,197	1,150	1,469	28	961	7,908	2,119	40,254	103
March	38,514	3,926	2,138	1,404	0	575	19,472	2,871	66,028	164
April	22,761	3,827	1,227	1,219	0	385	7,541	1,945	36,960	56
May	24,652	3,783	873	1,133	3	378	8,587	1,877	39,409	107
June	24,446	2,805	1,202	877	5	683	12,922	2,045	42,940	109
July	15,090	1,857	952	1,292	18	530	11,569	1,423	31,309	73
August	19,838	2,350	725	675		373	13,171	1,688	37,132	119
September	20,200	8,039	1,330	1,288		648	8,906	1,837	40,411	109
October	22,646	3,994	1,770	964		496	3,815	1,604	33,685	83
November	23,257	4,414	825	1,728		439	2,070	1,559	32,734	97
December	38,090	5,961	1,488	2,163		409	4,426	2,627	52,537	160
Total 2010	288,010	57,592	15,190	16,423	58	6,365	108,903	1,962	492,540	
Year 2011										
January	31,183	1,706	878	1,279		506	12,863	2,305	48,415	92
February	39,980	8,823	1,040	4,374		639	5,485	3,176	60,341	125
Total 2011	71,162	10,529	1,919	5,653		1,145	18,347	2,719	108,755	

MARKET CAPITALISATION BY MARKET IN EUR 000

Date	Equity Market			Fund Market				TOTAL (equity)	MoM Index
	Prime Market	Standard Market	Entry Market	Closed-end Fund Market	Plus Market	General Market	Bond Market		
February 28, 2010	5,151,494	2,118,625	922,067	268,422	648	129,407	12,360,999	8,192,186	96
March 31, 2010	5,426,182	2,019,244	907,126	277,078	679	131,974	13,068,347	8,352,552	102
April 30, 2010	5,276,516	2,035,943	904,541	274,619	690	123,259	13,028,878	8,217,000	98
May 31, 2010	4,915,003	1,810,161	882,978	252,366	608	120,026	13,057,233	7,608,142	93
June 30, 2010	4,875,433	1,810,035	855,595	251,439	605	116,790	13,111,012	7,541,063	99
July 31, 2010	4,618,627	1,650,472	840,671	196,635	561	113,785	13,142,820	7,109,770	94
August 31, 2010	4,674,701	1,616,548	830,999	189,153		115,085	13,162,054	7,122,248	100
September 30, 2010	4,659,247	1,638,912	801,306	183,807		115,348	13,239,142	7,099,465	100
October 31, 2010	4,782,240	1,591,543	812,262	184,221		112,049	13,226,412	7,186,045	101
November 30, 2010	4,714,173	1,510,616	740,870	180,161		110,499	13,240,243	6,965,660	97
December 31, 2010	4,713,896	1,498,485	815,511	158,553		106,778	13,192,764	7,027,892	101
January 31, 2011	4,666,239	1,416,542	664,394	161,894		106,135	14,359,327	6,747,176	96
February 28, 2011	4,528,270	1,369,456	656,792	165,078		105,103	14,181,886	6,554,518	97

NEWS AND EVENTS

- On 17th February 2011, Erste Group Bank AG, Vienna, Austria, was admitted to membership of the Ljubljana Stock Exchange.
- In February 2011, there were no changes in average consumer prices MoM, while price growth for the entire year has been 1.4 per cent.
- On 28th February 2011, the ECB euro foreign exchange reference rate against the dollar was 1 EUR = USD 1.3834. In the past month, the euro rose by 1.0 per cent against the dollar, while it appreciated by 1.9 per cent against the dollar during the past 12-month period.

MEMBERS LIST

Member	Tel. No.	Member	Tel. No.
Abanka Vipra, d. d., Ljubljana	+386 1 471 81 88	Ilirika borzno posredniška hiša, d. d., Ljubljana	+386 1 300 22 60
ALTA Invest, d. d., Ljubljana	+386 1 320 03 90	KBC Securities NV, Brussels *	+32 2 429 13 04
Argonos BPH, d.o.o., Ljubljana	+386 1 470 48 05	KD banka, d. d., Ljubljana	+386 59 22 00 31
Banka Koper, d. d., Koper	+386 5 666 13 18	Moja delnica BPH, d. d., Ljubljana	+386 1 433 11 55
BKS BANK AG, Bančna podružnica, Ljubljana	+386 1 589 09 26	Nova Kreditna banka Maribor, d.d., Maribor	+386 2 229 27 38
Certius BPH, d.o.o., Ljubljana	+386 1 540 42 04	Nova Ljubljanska banka, d. d., Ljubljana	+386 1 476 52 07
Deželna banka Slovenije, d. d., Ljubljana	+386 1 472 72 68	Perspektiva, borzno posrednika družba, d. d., Ljubljana	+386 1 568 82 25
ecetra Central European e-Finance AG (brokerjet) *	+386 1 583 22 95	Primorski finančni center Interfin, d.o.o., Koper	+386 5 663 31 00
Erste Group Bank AG, Vienna *		Probanka, d. d., Maribor	+386 2 252 05 58
Factor banka, d. d., Ljubljana	+386 1 230 66 14	Raiffeisen Banka, d. d., Maribor	+386 2 229 31 19
GBD Gorenjska borzno posredniška družba, d. d., Kranj	+386 4 280 10 18	Raiffeisen Centrobank AG, Vienna *	0043 51520 5457
Gorenjska banka, d. d., Kranj	+386 4 208 43 28	SKB banka, d. d., Ljubljana	+386 1 471 50 82
Hypo Alpe-Adria-Bank, d. d., Ljubljana	+386 1 580 42 76	UniCredit Banka, d. d., Ljubljana	+386 1 587 64 30

* Remote members of LJSE